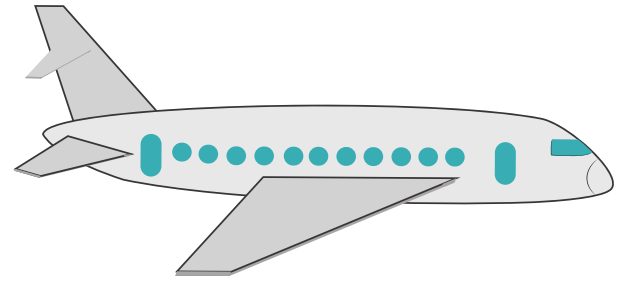


9 PRO-TIPS FOR GIFTING PLANTS



PLANTS ARE ALLOWED ON AIRPLANES BOTH IN CHECKED BAGS AND AS CARRY-ON ITEMS. HOWEVER, THEY MUST FIT EITHER UNDER THE SEAT OR IN THE OVERHEAD COMPARTMENT.




DOES YOUR GIFTEE HAVE CATS AND DOGS? CHECK THE PLANT'S TOXICITY TO PETS BEFORE MAKING YOUR PURCHASE



HAVE PLANTS DELIVERED LATER IN THE YEAR AS A SURPRISE. THE UNEXPECTED GIFT CAN REALLY BRIGHTEN SOMEONE'S DAY.



PLANTS NEED TO BREATHE. DON'T LEAVE IN SEALED BOXES WITHOUT AIR HOLES FOR EXTENDED PERIODS




ADD A BOOK. CHECK OUT THE HORTIKI PLANTS BLOG TO LEARN THE MANY BENEFITS OF THE PLANT + BOOK COMBINATION



DO SOME RESEARCH. ADD GROWING TIPS TO MAKE IT EASY FOR YOUR GIFTEE TO CARE FOR THEIR PLANTS

DON'T HOLD A GRUDGE. LET YOUR GIFTEE KNOW THERE WILL BE NO HARD FEELINGS IF THINGS DON'T WORK OUT AND THEY SOMEHOW KILL THEIR PLANTS

GIVE SEEDS INSTEAD OF PLANTS IF YOU ARE WORRIED ABOUT SENDING LIVE PLANTS. MOST SEED PACKS ARE VIABLE FOR AT LEAST A YEAR AFTER PURCHASE.



ADD ADDITIONAL ITEMS TO MAKE THEMED GIFTS. CHECK OUT THE KITS IN THE HORTIKI PLANTS SHOP FOR INSPIRATION
